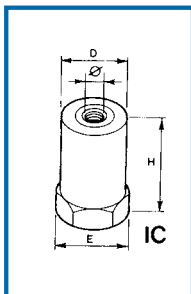


## Isolatoren Serie IC

Farbe: RAL 3002 rot / colour: RAL 3002 red

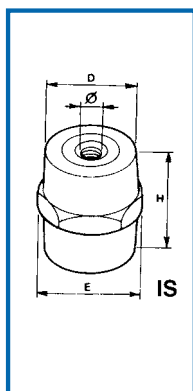


ABMESSUNGEN / DIMENSIONS				TECHNISCHE WERTE / STRENGTH DETAILS				
Art.-Nr. Code	H (mm)	E (mm)	D (mm)	Gewinde screw thread	Zugkraft tensile breaking	Drehkraft torque breaking Value NMtrs	Biegekraft cantilever breaking	VPE (Stück) unit (pcs.)
Type	HEX.SIZE			N	NMtr.	N		
IC20/20-6	20	20	20	M6	4000	10,0	1250	100
IC20/25-6	25	20	20	M6	3500	10,0	1250	100
IC20/30-6	30	20	20	M6	4500	15,0	1250	100
IC20/30-8	30	20	20	M8	4000	10,0	1250	100
IC20/35-6	35	20	20	M6	4500	15,0	1250	100
IC20/40-6	40	20	20	M6	5500	20,0	1250	100
IC20/50-6	50	20	20	M6	5500	20,0	1250	100
IC30/40-10	40	30	30	M10	7000	20,0	2500	100
IC30/60-10	60	30	30	M10	7000	20,0	2500	100
IC40/40-10	40	40	40	M10	10000	50,0	5000	100
IC50/100-10	100	50	50	M10	12850	51,0	3000	25

Andere Abmessungen / Typen auf Anfrage / Other Dimensions / types on request

## Isolatoren Serie IS

Farbe: RAL 3002 rot / colour: RAL 3002 red



ABMESSUNGEN / DIMENSIONS				TECHNISCHE WERTE / STRENGTH DETAILS				
Art.-Nr. Code	H (mm)	E (mm)	D (mm)	Gewinde screw thread	Zugkraft tensile breaking	Drehkraft torque breaking Value NMtrs	Biegekraft cantilever breaking	VPE (Stück) unit (pcs.)
Type	HEX.SIZE			N	NMtr.	N		
IS20-4	20	19	15	M4	1500	8,0	800	500
IS20-5	20	19	15	M5	1500	9,0	900	500
IS20-6	20	19	15	M6	1500	10,0	1000	500
IS25-5	25	21	15	M5	2000	8,0	1000	500
IS25-6	25	21	15	M6	2300	12,0	1200	500
IS30-6	30	32	23	M6	5000	20,0	1500	100
IS30-8	30	32	23	M8	5000	20,0	1500	100
IS30-10	30	40	35	M10	5200	22,0	1500	100
IS35-6	35	35	25	M6	6000	25,0	2000	100
IS35-8	35	35	25	M8	6000	25,0	2000	100
IS35-10	35	35	25	M10	7000	35,0	2400	100
IS40-8	40	40	30	M8	7500	35,0	3000	100
IS40-10	40	40	30	M10	8500	40,0	3000	100
IS40-12	40	40	30	M12	10000	45,0	3200	100
IS45-6	45	40	30	M6	7500	35,0	3100	100
IS45-8	45	40	30	M8	8500	40,0	3200	100
IS45-10	45	40	30	M10	9000	45,0	3300	100
IS45-12	45	40	30	M12	10000	50,0	3500	100
IS50-8	50	44	33	M8	9000	40,0	3000	50
IS50-10	50	44	33	M10	10000	45,0	3500	50
IS50-12	50	44	33	M12	12000	50,0	3500	50
IS55-8	55	50	40	M8	9000	40,0	3000	50
IS55-10	55	50	40	M10	10000	45,0	3500	50
IS55-12	55	50	40	M12	12000	50,0	3500	50
IS60-8	60	55	40	M8	10000	60,0	3000	50
IS60-10	60	55	40	M10	12000	60,0	3500	50
IS60-12	60	55	40	M12	15000	65,0	4000	50
IS65-8	65	32	41	M8	10000	60,0	3000	50
IS65-10	65	32	41	M10	10000	30,0	3500	50

## Isolatoren Serie I

mit vielen  
neuen  
Abmessungen


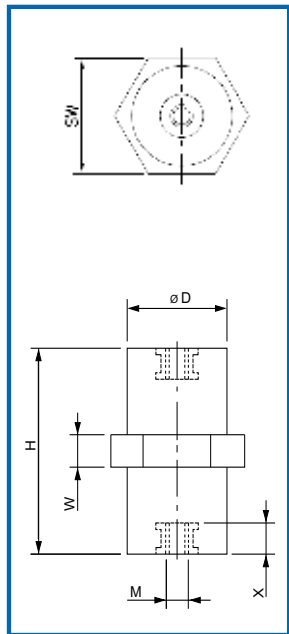
Farbe: RAL 7035 lichtgrau / colour: RAL 7035 lightgrey

### ABMESSUNGEN / DIMENSIONS

### TECHNISCHE WERTE / STRENGTH DETAILS

Art.-Nr. Code	H (mm)	D (mm)	SW (mm)	W (mm)	Gewinde screw thread	Zugkraft tensile breaking	Drehkraft torque breaking	Biegekraft cantilever breaking	VPE (Stück) unit (pcs.)
Type					HEX. SIZE	N	NMtr.	N	
I20-4	20	20	26	6	M4x7	2000	7	840	100
I20-5	20	20	26	6	M5x7	2350	7	915	100
I20-6	20	20	26	6	M6x7	2650	8	1100	100
I25-5	25	25	31	6	M5x7	3000	8	1100	100
I25-6	25	25	31	6	M6x7	3260	9	1200	100
I25-8	25	25	31	6	M8x8	3260	9	1200	100
I30-6	30	30	36	8	M6x10	5200	21	1700	100
I30-8	30	30	36	8	M8x10	5200	21	1700	100
I30-10	30	30	36	8	M10x10	5300	21	1700	100
I35-6	35	35	41	8	M6x11	6200	25	2300	100
I35-8	35	35	41	8	M8x11	6200	25	2300	100
I35-10	35	35	41	8	M10x10	6200	25	1200	100
I40-6	40	40	46	10	M6x11	7000	30	3100	100
I40-8	40	40	46	10	M8x14	7800	35	3200	100
I40-10	40	40	46	10	M10x14	9000	41	3300	100
I40-12	40	40	46	10	M12x14	11000	45	3500	100
I45-8	45	40	46	10	M8x14	8500	35	3300	50
I45-10	45	40	46	10	M10x14	9250	41	3400	50
I45-12	45	40	46	10	M12x14	10000	45	3500	50
I50-8	50	45	51	10	M8x17	9600	41	3300	50
I50-10	50	45	51	10	M10x17	11500	45	3700	50
I50-12	50	45	51	10	M12x17	12700	51	3700	50
I55-8	55	45	51	10	M8x17	11000	41	3300	50
I55-10	55	45	51	10	M10x17	12500	45	3700	50
I55-12	55	45	51	10	M12x17	13600	51	3700	50
I60-8	60	50	56	12	M8x21	11000	60	3500	50
I60-10	60	50	56	12	M10x21	12500	61	4100	50
I60-12	60	50	56	12	M12x21	16000	65	4500	50
I65-8	65	50	56	12	M8x21	14000	60	4500	50
I65-10	65	50	56	12	M10x21	15000	61	4700	50
I65-12	65	50	56	12	M12x21	16000	65	5000	50
I70-8	70	50	56	12	M8x21	14000	60	4600	20
I70-10	70	50	56	12	M10x21	15000	61	4800	20
I70-12	70	50	56	12	M12x21	17000	65	5000	20
I80-8	80	50	56	12	M8x21	14000	60	4800	20
I80-10	80	50	56	12	M10x21	15000	61	5000	20
I80-12	80	50	56	12	M12x21	18000	65	5200	20

Andere Abmessungen / Typen auf Anfrage / Other Dimensions / types on request



### Merkmale für die Serien I / IS / IC / characteristics for series I / IS / IC

Material / material	glasfaserverstärktes Polyester glass reinforced polyester
Material Gewindehülse: Material of the insert:	Messing brass
Metrisches Gewinde: Female thread inserts metric:	uni 4534-64 UNI 4534-64
Betriebstemperatur: operating temperatur:	-40° C - 180° C -40° C - 180° C

# Erdungsschienen und Verteilerklemmen

## earthing terminals and connection terminals

### Erdungsschiene / earthing terminal



#### E-Cu 57; 15x5mm Länge 450mm


- Mit 20 Anschlusspunkten Schrauben M5 inkl. Unterleg- und Zahnscheibe
- 2 Bohrungen 8,5mm für Erdungsanschluss 25<sup>2</sup> inkl. Schraube M8 mit Mutter und Scheiben
- 2 x Isolatoren und Befestigungsmaterial inkl. Einschubkäfigmutter (passend zu den gängigen Schaltschrankrahmen und -systemen)

#### E-CU 57; 15x5mm length 450mm

- With 20 terminal M5 including washer and nut
- 2 holes 8,5mm for earthing connection 25<sup>2</sup> including screw M8 in washer and nut
- 2x insulators and mounting parts with cage nut (for all running enclosure systems)

Artikel / code: 71130  
VPE / unit: 6 Stück / pcs.

### Verteilerklemme / connection terminal

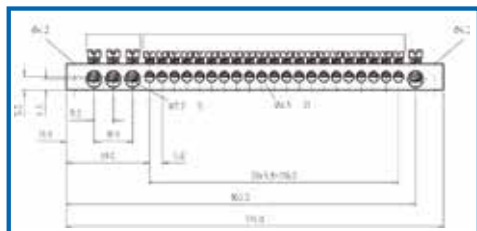


#### Verteilerklemmen Typ GCA

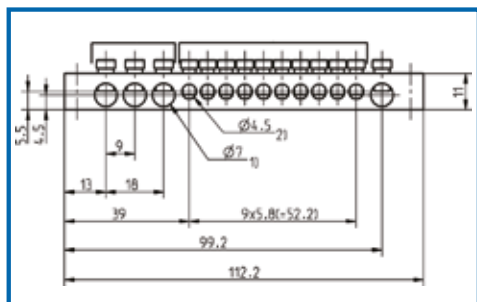
- Messingschiene 11x8mm
- inkl. eingedrehten Schrauben und
- 2 Befestigungsbohrungen 4,2mm

#### Connection Terminal Typ: GCA

- Brass-bar 11x8mm
- with drilled screws and
- 2 fixing holes 4,2mm



Artikel / code: GCA190GK1  
Länge / length: 176mm  
Anschlüsse / connections: 21x 4,5mm  
4x 7,0mm  
VPE / unit: 50 Stück



Artikel / code: GCA190GK2  
Länge / length: 112mm  
Anschlüsse / connections: 10x 4,5mm  
4x 7,0mm  
VPE / unit: 50 Stück

Andere Messingschienen/Verteilerklemmen nach Zeichnung oder als Meterware auf Anfrage

Other terminal bars / earthing terminals, according to your drawing or with length 1m on request.